

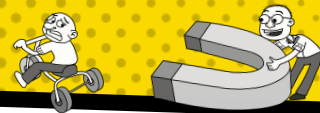



MAGNET ROBOT

Let's Get Crafty

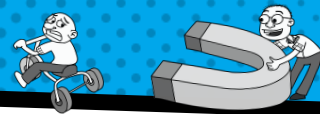




BAHAN-BAHAN



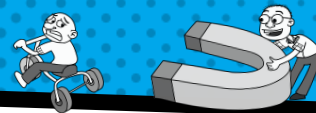
- x 3D Drawing Pen
- x Pensel
- x Gunting
- x Kertas warna.
- x Gam pistol
- x Magnet bentuk bulat leper
- x Board Magnet



SCIENCE


- × Kanak-kanak melekatkan magnet robot yang sudah siap di board magnet
- × Kanak-kanak dapat memahami fungsi magnet


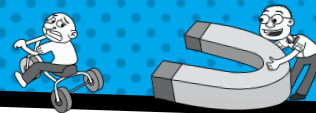




PROSES MEMBUAT KEYCHAIN

- × Kanak-kanak menggunakan idea mereka membuat design magnet robot dengan menggunakan pensel





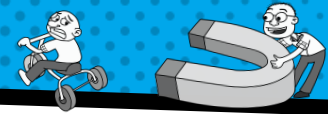
Kanak-kanak mengamalkan sikap bersabar dalam membuat sesuatu perkara



RTS (SENI)

- × Kanak-kanak menggunakan daya kreatif untuk menghasilkan gambar robot





ENGINEERING

- × Kanak-kanak mencantum bahagian *robot*





HASIL KERJA KANAK-KANAK

